

LDIC Inc.

Healthcare Special Opportunities Fund

December 31, 2017



Healthcare Special Opportunities Fund (MDS.UN) An actively managed, TSX-listed fund comprised of investments in the equity and debt of public and private issuers that derive most of their revenue from healthcare products and services within North America. The Fund's investment objective is to provide unitholders with long-term total return through distributions and capital appreciation of the Fund's investment portfolio. LDIC believes there are a number of key demographic and economic factors that will drive the performance of the healthcare sector and the Fund overtime. These factors include aging population, increasing living standards, industry growth leading to regulatory reform and broad technological innovation within the healthcare industry.

Healthcare Special Opportunities Fund (MDS.UN)

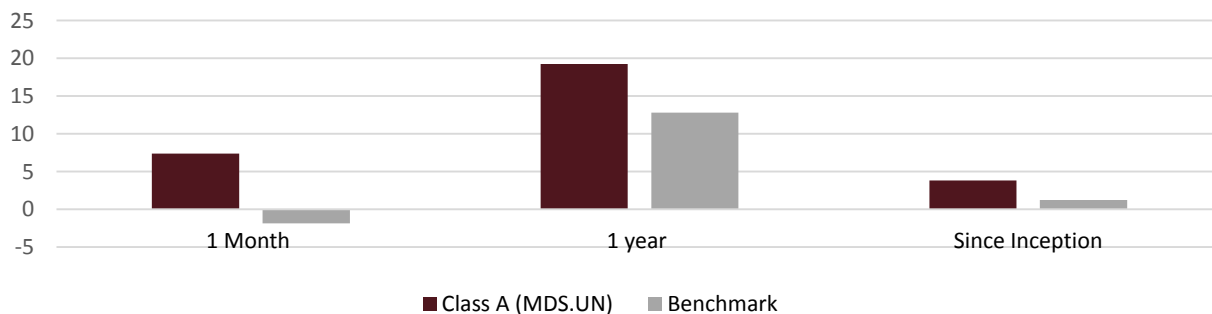
Mandate/Benchmark	1 Month	YTD	1 Year	3 Year	5 Year	Since Inception	Inception Date
Class A (MDS.UN)	7.36	19.24	19.24	-	-	3.82	July 15, 2015
Benchmark	-1.88	12.80	12.80	-	-	1.24	
Source: RBC ITS, Bloomberg LP		As of: December 31, 2017			All returns in %		

Benchmark is MSCI World Health Care Index. Only the rates of return for more than one year are annualized. Returns are Total Return including income paid to unit holders.

Monthly Performance (%)

Year	Jan	Feb	Mar	Apr	May	Jun	Jul	Aug	Sep	Oct	Nov	Dec	Total Return	Benchmark
2015														
Class A	-	-	-	-	-	-	-	-11.41	-11.29	3.73	-3.33	3.31	-20.74	-0.23
2016														
Class A	-3.20	-0.69	-0.56	2.23	4.92	1.82	4.99	-0.12	1.59	-2.76	4.57	2.60	16.02	-8.95
2017														
Class A	-0.46	6.82	0.87	2.36	2.52	-4.09	-1.39	-3.35	-0.37	6.97	1.29	7.36	19.24	12.80

Healthcare Special Opportunites Fund



Fact Sheet



Michael Decter



Andrew Pink



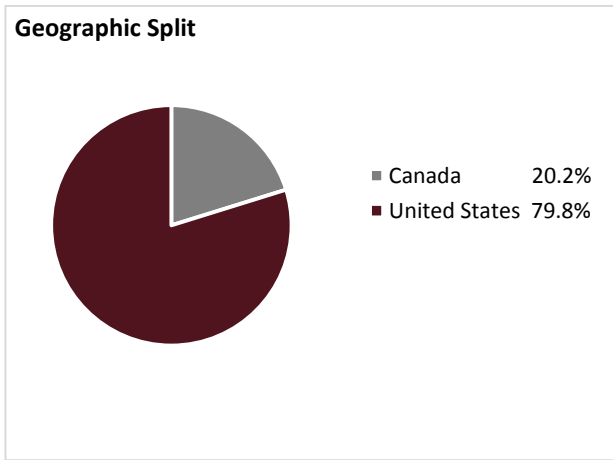
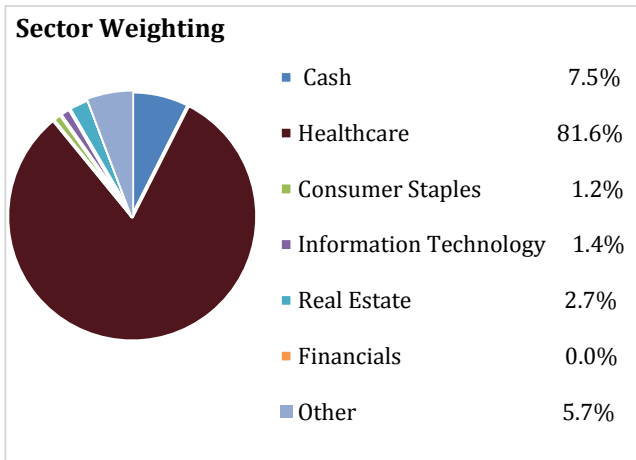
Marc Robinson

LDIC Inc.

Healthcare Special Opportunities Fund



Mutual Fund Facts		Sticker: MDS.UN		Top Ten Positions	
NAVPS: Class A	\$10.87	Risk Level:	Med - High	Aetna Inc	
Class U	\$11.25 USD	Administrator:	RBC Investor	Becton Dickinson and Co	
Portfolio Manager:	LDIC Inc.	Treasury Services		Centene Corp	
Closing Date:	July 15, 2015	Auditors:	Ernst & Young	Healthcare Trust of America Inc	
Firm AUM:	\$565.2M	Legal Counsel:	McMillan LLP	Johnson & Johnson	
Fund AUM:	\$44.2M	Benchmark:	MSCI World Health Care Index	Medtronic PLC	
Management		Distributions: The Manager may determine to pay a cash distribution to Unitholders based upon prevailing market conditions and the total return generated from the Portfolio. There can be no assurance the manager will make any such declaration relating to cash distributions.			
Ownership:	7.3% of the Fund				
Management Fee:	1.25% of NAV				
Performance Fee: 20% of the amount by which the cash proceeds at disposition of each private holding exceeds 106% of the threshold amount. (107% of the original book value of the investment)					



Source: RBC ITS, Bloomberg LP

LDIC Inc.

Healthcare Special Opportunities Fund



Disclaimer: LDIC Inc. is a registered Portfolio Manager in all provinces in Canada except Newfoundland, New Brunswick and Nova Scotia and an Investment Fund Manager in Ontario, Quebec and Newfoundland. Third party information provided herein has been obtained from sources believed to be accurate, but cannot be guaranteed. The information herein is current as of the date of this document and LDIC Inc. assumes no obligation to provide updates or advise on further developments. You will usually pay brokerage fees to your dealer if you purchase or sell units of the investment fund on the Toronto Stock Exchange. If the units are purchased or sold on the Toronto Stock Exchange, investors may pay more than the current net asset value when buying units of the investment fund and may receive less than the current net asset value when selling them. There are ongoing fees and expenses associated with owning units of an investment fund. An investment fund must prepare disclosure documents that contain key information about the fund. You can find more detailed information about the fund in these documents. The indicated rates of return are the historical annual compounded total returns including changes in unit value and reinvestment of all distributions (if applicable) and does not take into account income taxes payable by any securityholder that would have reduced returns. Investment funds are not guaranteed, their values change frequently and past performance may not be repeated. Unauthorized publication or re-distribution of these materials may be illegal, please contact LDIC Inc. for permission prior.