

# LDIC Inc.

## Healthcare Special Opportunities Fund

February 28, 2019



**Healthcare Special Opportunities Fund (MDS.UN)** An actively managed, TSX-listed fund comprised of investments in the equity and debt of public and private issuers that derive most of their revenue from healthcare products and services within North America. The Fund's investment objective is to provide unitholders with long-term total return through distributions and capital appreciation of the Fund's investment portfolio. LDIC believes there are a number of key demographic and economic factors that will drive the performance of the healthcare sector and the Fund overtime. These factors include aging population, increasing living standards, industry growth leading to regulatory reform and broad technological innovation within the healthcare industry.

### Healthcare Special Opportunities Fund (MDS.UN)

Mandate/Benchmark	1 Month	YTD	1 Year	3 Year	5 Year	Since Inception	Inception Date
Class A (MDS.UN)	4.56	7.83	11.15	18.69	-	6.94	July 15, 2015
Benchmark	2.11	3.64	12.52	9.52	-	4.77	
Source: RBC ITS, Bloomberg LP		As of: February 28, 2019			All returns in %		

*Benchmark is MSCI World Health Care Index. Only the rates of return for more than one year are annualized. Returns are Total Return including income paid to unit holders.*

### Monthly Performance (%)

Year	Jan	Feb	Mar	Apr	May	Jun	Jul	Aug	Sep	Oct	Nov	Dec	Total Return	Bench mark
<b>2015</b>														
Class A	-	-	-	-	-	-	-	-11.41	-11.29	3.73	-3.33	3.31	-20.74	-0.23
<b>2016</b>														
Class A	-3.20	-0.69	-0.56	2.23	4.92	1.82	4.99	-0.12	1.59	-2.76	4.57	2.60	16.02	-8.95
<b>2017</b>														
Class A	-0.46	6.82	0.87	2.36	2.52	-4.09	-1.39	-3.35	-0.37	6.97	1.29	7.36	19.24	12.80
<b>2018</b>														
Class A	2.83	1.80	2.92	-0.45	6.58	6.08	-4.89	3.02	5.12	-7.52	1.47	6.97	7.90	10.86
<b>2019</b>														
Class A	3.13	4.56											7.83	3.64

## Fact Sheet



Michael Decter



Andrew Pink



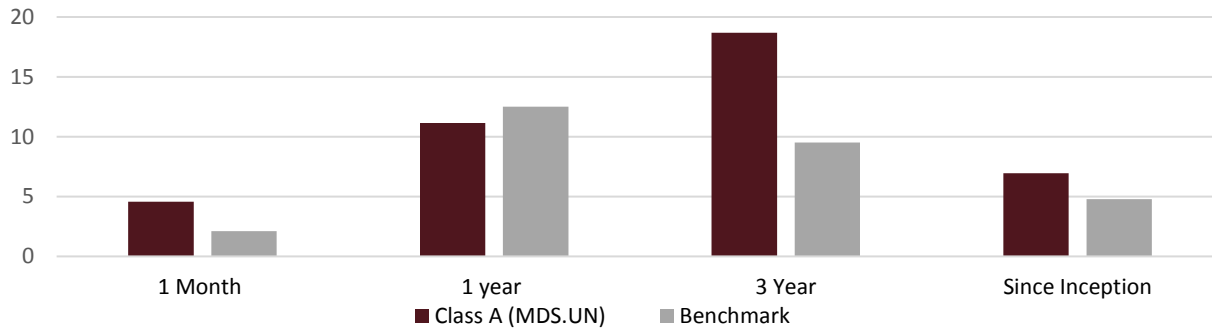
Marc Robinson

# LDIC Inc.

## Healthcare Special Opportunities Fund



Healthcare Special Opportunites Fund



### Mutual Fund Facts

Sticker: MDS.UN

<b>NAVPS:</b> Class A	\$12.00	<b>Risk Level:</b>	Med - High
Class U	\$11.74 USD	<b>Administrator:</b>	RBC Investor
<b>Portfolio Manager:</b>	LDIC Inc.	<b>Treasury Services:</b>	
<b>Closing Date:</b>	July 15, 2015	<b>Auditors:</b>	Ernst & Young
<b>Fund AUM:</b>	\$36.6M	<b>Legal Counsel:</b>	McMillan LLP
<b>Management</b>		<b>Benchmark:</b>	MSCI World Health Care Index
<b>Ownership:</b>	9.7% of the Fund	<b>Distributions:</b>	The Manager may determine to pay a cash distribution to Unitholders based upon prevailing market conditions and the total return generated from the Portfolio. There can be no assurance the manager will make any such declaration relating to cash distributions.
<b>Management Fee:</b>	1.25% of NAV		
<b>Performance Fee:</b>			
20% of the amount by which the cash proceeds at disposition of each private holding exceeds 106% of the threshold amount. (107% of the original book value of the investment)			

### Top Ten Positions

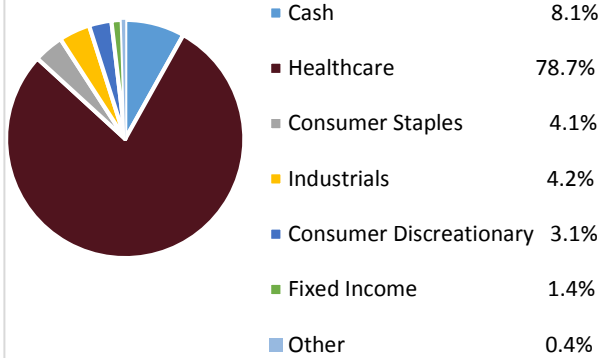
Akumin Inc
Becton Dickinson and Co
Boston Scientific Corp
Cash
Centene Corp
CVS Health Corp
Merck & Co Inc
Morneau Shepell Inc
R1 RCM Inc
UnitedHealth Group Inc

# LDIC Inc.

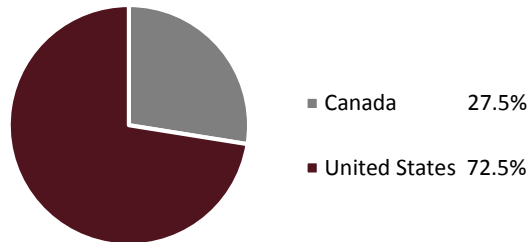
## Healthcare Special Opportunities Fund



### Sector Weighting



### Geographic Split



Source: RBC ITS, Bloomberg LP

**Disclaimer:** LDIC Inc. is a registered Portfolio Manager in all provinces in Canada except Newfoundland, New Brunswick and Nova Scotia and an Investment Fund Manager in Ontario, Quebec and Newfoundland. Third party information provided herein has been obtained from sources believed to be accurate, but cannot be guaranteed. The information herein is current as of the date of this document and LDIC Inc. assumes no obligation to provide updates or advise on further developments. You will usually pay brokerage fees to your dealer if you purchase or sell units of the investment fund on the Toronto Stock Exchange. If the units are purchased or sold on the Toronto Stock Exchange, investors may pay more than the current net asset value when buying units of the investment fund and may receive less than the current net asset value when selling them. There are ongoing fees and expenses associated with owning units of an investment fund. An investment fund must prepare disclosure documents that contain key information about the fund. You can find more detailed information about the fund in these documents. The indicated rates of return are the historical annual compounded total returns including changes in unit value and reinvestment of all distributions (if applicable) and does not take into account income taxes payable by any security holder that would have reduced returns. Investment funds are not guaranteed, their values change frequently and past performance may not be repeated. Unauthorized publication or re-distribution of these materials may be illegal, please contact LDIC Inc. for permission prior.