

LDIC Inc.

LDIC North American Infrastructure Fund

December 31, 2018



LDIC North American Infrastructure Fund (DAM500 & DAM510) The investment objective of the Fund is to provide long-term capital appreciation combined with regular income, by investing primarily in equity securities and debt investments relating to infrastructure and related companies based in North America. Infrastructure assets are broadly defined as the basic facilities, services, and installations needed for the functioning of a community or society. The infrastructure sector includes, but is not limited to, investment in the following areas: transportation, distribution, storage, industrials & services. Such as companies who own: electric & gas utilities, port facilities, pipelines, mid-streams, airports, toll roads, rail, water & water utilities, engineering services, renewables & mobile towers & facilities. The Fund is suitable for investors who have a medium to high risk tolerance and have a medium to long-term investing horizon.



LDIC North American Infrastructure Performance Returns

Mandate/Benchmark	1 Month	1 Year	3 Year	5 Year	10 Year	Since Inception	Inception Date
Class A	-6.16	-21.29	-1.14	-	-	-0.35	May 10, 2013
Class F	-6.14	-20.72	-0.38	-	-	0.55	April 26, 2013
Benchmark	-8.22	-22.27	-2.09	-	-	-4.10	
Source: RBC ITS, Bloomberg LP		As of: December 31, 2018			All returns in %		

Benchmark blend is 70-TSX Capped Energy Index and 30-SPCM 1500 Energy Index (CAD). Only the rates of return for more than one year are annualized. Returns are Total Return including income paid to unit holders.

Monthly Performance

Year	Jan	Feb	Mar	Apr	May	Jun	Jul	Aug	Sep	Oct	Nov	Dec	Total Return	Bench mark
2013														
Class A	-	-	-	-	-	-2.30	1.36	0.08	2.43	4.81	1.82	2.75	12.15	12.42
Class F	-	-	-	-	1.22	-2.27	1.47	0.17	2.53	4.91	1.91	2.84	13.17	16.09
2014														
Class A	-0.46	5.20	2.82	1.69	2.14	3.91	-1.71	5.55	-3.95	-4.04	-7.19	-1.27	2.02	-11.66
Class F	-0.36	5.29	2.91	1.77	2.24	4.01	-1.61	5.64	-3.98	-4.13	-7.12	-1.16	2.82	-11.66
2015														
Class A	-1.50	5.34	-0.58	1.35	-1.52	-2.76	-2.13	-4.75	-5.70	3.15	-1.26	-2.05	-11.37	-19.08
Class F	-1.42	5.40	-0.49	1.45	-1.48	-2.65	-2.02	-4.80	-5.61	3.16	-1.26	-2.15	-10.83	-19.08
2016														
Class A	-1.21	-2.62	5.54	2.26	4.21	3.02	-0.32	2.23	4.25	-0.44	-1.71	0.77	16.59	34.84
Class F	-1.20	-2.56	5.70	2.34	4.30	3.10	-0.24	2.32	4.33	-0.35	-1.63	0.84	17.74	34.84
2017														
Class A	-4.61	0.67	3.49	-0.24	-0.07	-2.46	-2.78	0.35	1.89	7.30	0.31	0.56	3.91	-10.06
Class F	-4.54	0.73	3.59	-0.17	-0.01	-2.37	-2.69	0.47	1.82	7.42	0.35	0.54	4.65	-10.06

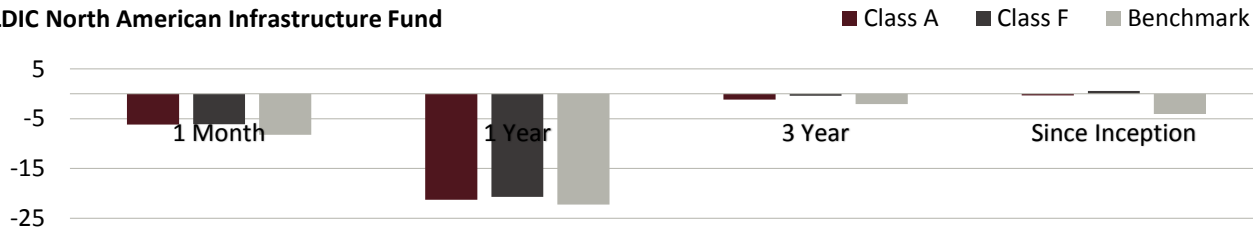
LDIC Inc.

LDIC North American Infrastructure Fund



2018														
Class A	0.53	-4.97	-1.25	2.07	-0.56	1.80	-0.20	-5.55	-0.86	-5.44	-1.83	-6.16	-21.29	-22.27
Class F	0.84	-5.13	-1.24	2.07	-0.48	1.88	-0.16	-5.48	-0.75	-5.37	-1.76	-6.14	-20.72	-22.27

LDIC North American Infrastructure Fund



Mutual Fund Facts

Fund Code: DAM500 (Class A)
Fund Code: DAM510 (Class F)

NAVPS: Class A:	\$8.16	Risk Level:	High
Class F:	\$8.59	RSP Eligible:	Yes
Portfolio Manager:	LDIC Inc.	Minimum Investment:	\$1,000
PM:	Michael Decter	Subsequent Investment:	\$500
Inception Date:	April 26, 2013	Distributions:	Annually (if any)
Firm AUM:	\$M	Market Cap	
Fund AUM:	\$M	Exposure:	\$50.0M - \$3.0B
Management Ownership:	% of the Fund	Administrator:	RBC Investor & Treasury Services
Management Fee: Class A: 2.0%		Auditors:	Ernst & Young LLP
Class F: 1.0%		Legal Counsel:	Wildeboer Dellelce LLP
Performance Fee: 10% in excess of benchmark		Benchmark:	70% TSX Capped Energy/30% SPCM 1500 Energy Indexes

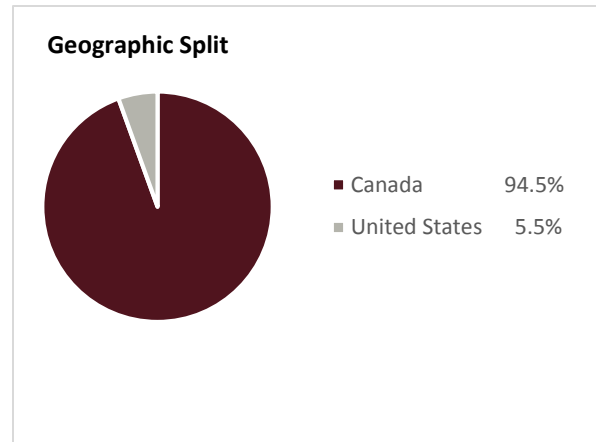
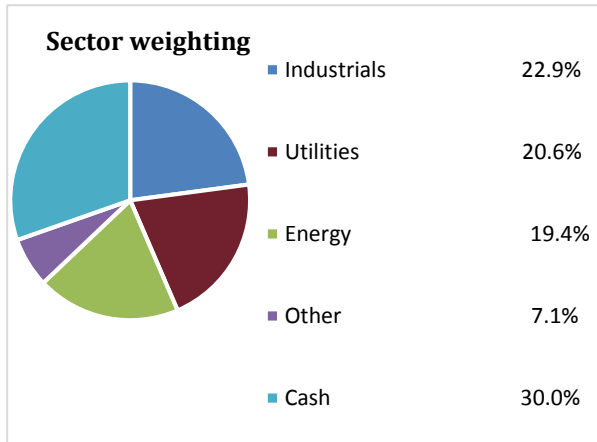
Top Ten Positions

Brookfield Asset Management Inc
Brookfield Business Partners LP
Brookfield Infrastructure Partners LP
Cargojet Inc
Cash
Chorus Aviation Inc
Enerplus Corp
Keyera Corp
NextEra Energy Inc

Disclaimer: LDIC Inc. is a registered Portfolio Manager in all provinces in Canada except Newfoundland, New Brunswick and Nova Scotia and an Investment Fund Manager in Ontario, Quebec and Newfoundland. Third party information provided herein has been obtained from sources believed to be accurate, but cannot be guaranteed. The information herein is current as of the date of this document and LDIC Inc. assumes no obligation to provide updates or advise on further developments. The rate of return is used only to illustrate the effects of the compound growth rate and is not intended to reflect future values of the mutual fund or returns on investment in the mutual fund. Commissions, trailing commissions, management fees and expenses all may be associated with mutual fund investments. Please read the prospectus before investing. The indicated rates of return are the historical annual compounded total returns including changes in unit value and reinvestment of all distributions and do not take into account sales, redemption, distribution or optional charges or income taxes payable by any security holder that would have reduced returns. Mutual funds are not guaranteed, their values change frequently and past performance may not be repeated. Unauthorized publication or re-distribution of these materials may be illegal, please contact LDIC Inc. for permission prior.

LDIC Inc.

LDIC North American Infrastructure Fund



Source: RBC ITS, Bloomberg LP

Disclaimer: LDIC Inc. is a registered Portfolio Manager in all provinces in Canada except Newfoundland, New Brunswick and Nova Scotia and an Investment Fund Manager in Ontario, Quebec and Newfoundland. Third party information provided herein has been obtained from sources believed to be accurate, but cannot be guaranteed. The information herein is current as of the date of this document and LDIC Inc. assumes no obligation to provide updates or advise on further developments. The rate of return is used only to illustrate the effects of the compound growth rate and is not intended to reflect future values of the mutual fund or returns on investment in the mutual fund. Commissions, trailing commissions, management fees and expenses all may be associated with mutual fund investments. Please read the prospectus before investing. The indicated rates of return are the historical annual compounded total returns including changes in unit value and reinvestment of all distributions and do not take into account sales, redemption, distribution or optional charges or income taxes payable by any security holder that would have reduced returns. Mutual funds are not guaranteed, their values change frequently and past performance may not be repeated. Unauthorized publication or re-distribution of these materials may be illegal, please contact LDIC Inc. for permission prior.