

LDIC Inc.

Healthcare Special Opportunities Fund

December 31, 2024

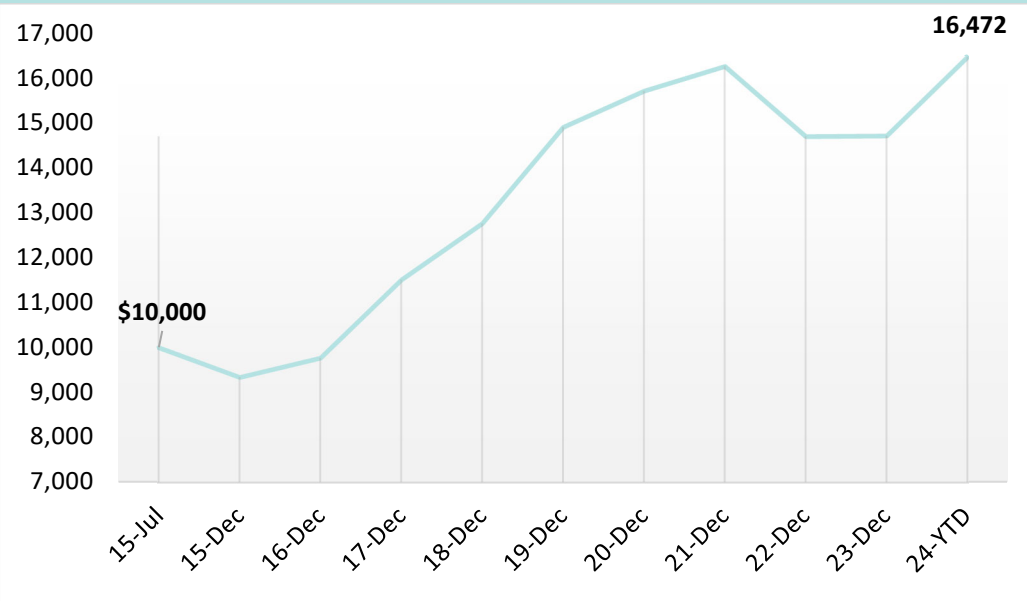
Healthcare Special Opportunities Fund (MDS.UN) An actively managed, TSX-listed fund comprised of investments in the equity and debt of public and private issuers that derive most of their revenue from healthcare products and services within North America. The Fund's investment objective is to provide unitholders with long-term total return through distributions and capital appreciation of the Fund's investment portfolio. LDIC believes there are a number of key demographic and economic factors that will drive the performance of the healthcare sector and the Fund overtime. These factors include aging population, increasing living standards, industry growth leading to regulatory reform and broad technological innovation within the healthcare industry.

Healthcare Special Opportunities Fund (MDS.UN)

Mandate	1 Month	3 Month	YTD	1 Year	3 Year	5 Year	Since Inception	Inception Date
Class A (MDS.UN)	0.45	-0.61	11.95	11.95	1.15	4.79	5.31	July 15, 2015
Source: Bloomberg LP		As of: December 31, 2024			All returns in %			

Only the rates of return for more than one year are annualized. Rate of return is the total Return including income paid to unit holders.

Growth of \$10,000 Since Inception (As of December 31, 2024)



Calendar Year Returns* (%)

Mandate	2024	2023	2022	2021	2020	2019	2018	2017	2016	2015 ⁽¹⁾	Inception Date
Class A (MDS.UN)	12.8	0.1	-9.6	3.5	5.4	16.8	10.9	17.8	4.6	-6.6	15-Jul-15
Class U	12.7	0.1	-9.6	3	4.9	17.9	9	17.3	4.6	-5.9	15-Jul-15

(1) Returns for Class A and Class U, are from July 15, 2015 to December 31, 2015

*YOY rate of return is NAV based, rate of return is net of fees. Source: RBCITS

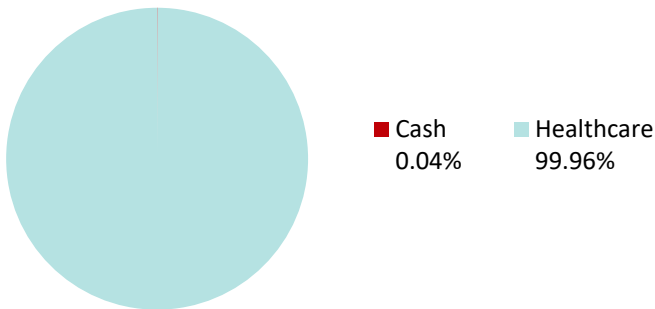
LDIC Inc.

Healthcare Special Opportunities Fund

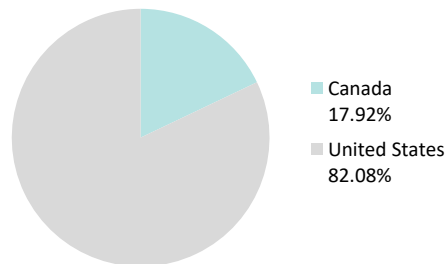
Mutual Fund Facts		ticker: MDS.UN
NAV:	Class A	\$13.31
	Class U	\$11.48 USD
Portfolio Manager	LDIC Inc.	Michael Decter
Inception Date	July 15, 2015	
Management Fee	1.25% of NAV	
Performance Fee	20% of the amount by which the cash proceeds at disposition of each private holding exceeds 106% of the threshold amount. (107% of the original book value of the investment)	
Risk Level	Med – High	
Distribution	The Manager may determine to pay a cash distribution to Unitholders based upon prevailing market conditions and the total return generated from the Portfolio. There can be no assurance the manager will make any such declaration relating to cash distributions.	

Top Ten Positions
Boston Scientific Corp
Stryker Corp
Well Health Technologies Corp
Intuitive Surgical Inc
Thermo Fisher Scientific Inc
HCA Healthcare Inc
AstraZeneca PLC
Eli Lilly & Co
Becton Dickinson & Co
UnitedHealth Group Inc

Sector Weighting



Geographic Split



Source: RBC ITS, Bloomberg LP

Disclaimer: LDIC Inc. is a registered Portfolio Manager in all provinces in Canada except Newfoundland, New Brunswick Nova Scotia and Prince Edward Island and an Investment Fund Manager in Ontario, Quebec and Newfoundland. Third party information provided herein has been obtained from sources believed to be accurate but cannot be guaranteed. The information herein is current as of the date of this document and LDIC Inc. assumes no obligation to provide updates or advise on further developments. You will usually pay brokerage fees to your dealer if you purchase or sell units of the investment fund on the Toronto Stock Exchange. If the units are purchased or sold on the Toronto Stock Exchange, investors may pay more than the current net asset value when buying units of the investment fund and may receive less than the current net asset value when selling them. There are ongoing fees and expenses associated with owning units of an investment fund. An investment fund must prepare disclosure documents that contain key information about the fund. You can find more detailed information about the fund in these documents. The indicated rates of return are the historical annual compounded total returns including changes in unit value and reinvestment of all distributions (if applicable) and does not take into account income taxes payable by any security holder that would have reduced returns. Investment funds are not guaranteed, their values change frequently, and past performance may not be repeated. Unauthorized publication or re-distribution of these materials may be illegal, please contact LDIC Inc. for permission prior.